

Annual Hazardous Waste Identification Number Verification Questionnaire

February 24, 2026

CUPA Programs Workshop 2026

Location: Stanislaus County Environmental Resources
Department



**Department of
Toxic Substances
Control**

Presenter

Steven Minkus
Handler Reporting and Processing Unit
Hazardous Waste Management Program
Department of Toxic Substances Control

Overview

- Verification Questionnaire (VQ) Background and Basics
- Useful Documents for VQ Filing
- eVQ System Navigation Tips
- eVQ Account Registration and Login
- Preliminary Questions
- 9-step Questionnaire Overview
- Questions
- eVQ Support Resources


Verification Questionnaire Statute and Regulation

References	Purpose
<ul style="list-style-type: none">• HSC Section 25205.16• 22 CCR Section 66269.41	<ul style="list-style-type: none">• Verify the accuracy of the information associated with the ID number.• Required filers must complete the questionnaire related to hazardous waste activities• Due March 31 of every year

Who is required to file the VQ?



Anyone who had an active Identification Number, issued in California by either the U.S. Environmental Protectional Agency or by the Department, at any time during the prior calendar year.



A handler of hazardous waste in California at any time during the prior calendar year.

* The word “handler” here refers to any hazardous waste generator, transporter, universal waste handler, or permitted treatment, storage, transfer, or disposal facility that handles hazardous waste.

Exceptions to Reporting

(1) A handler with an Identification Number for a site on tribal land;

(2) An occupant of a household that generates only household hazardous waste, as defined in section 66260.10;

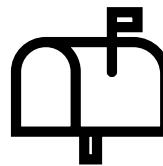
(3) A handler with an Identification Number issued for the purpose of an emergency response for a geographical area identified in a state of emergency proclamation by the Governor pursuant to California Government Code section 8625.

VQ Notifications



Email

- eVQ account's primary and alternate contact email addresses
- First time filers: site contact's email address listed when the ID number was applied for



Mail

- Site contact's mailing address for ID numbers with no associated email addresses

Important Dates

Reporting requirements:

- The eVQ reporting cycle typically opens at the end of January.
- The eVQ is due March 31st.
- Late reporting penalties will be applied on and after April 1st (22 CCR Section 66269.32)

Useful Documents for eVQ Filing

Business Records*:

- Documentation with your FEIN
- 2026 Uniform Hazardous Waste Manifests
- 2026 Unmanifested Waste Records (receipts, weight tickets, bill of ladings, etc.)
- 2026 Collection Activity Documents
- CDTFA G&H Fee Documents

Please print or type. Form Approved, OMB No. 2050-0039

UNIFORM HAZARDOUS WASTE MANIFEST		1. Generator ID Number	2. Page 1 of	3. Emergency Response Phone	4. Manifest Tracking Number	
5. Generator's Name and Mailing Address		Generator's Site Address (if different than mailing address)				
Generator's Phone:		6. Transporter 1 Company Name		U.S. EPA ID Number		
		7. Transporter 2 Company Name		U.S. EPA ID Number		
		8. Designated Facility Name and Site Address		U.S. EPA ID Number		
Facility's Phone:						
9a. HM	9b. U.S. DOT Description (including Proper Shipping Name, Hazard Class, ID Number, and Packing Group (if any))	10. Containers		11. Total Quantity	12. Unit Wt./Vol.	13. Waste Codes
		No.	Type			
1.						
2.						
3.						
4.						
14. Special Handling Instructions and Additional Information						
15. GENERATOR/SOFFEROR'S CERTIFICATION: I hereby declare that the contents of this consignment are fully and accurately described above by the proper shipping name, and are classified, packaged, marked and labeled/placarded, and are in all respects in proper condition for transport according to applicable international and national governmental regulations. If export shipment and I am the Primary Exporter, I certify that the contents of this consignment conform to the terms of the attached EPA Acknowledgment of Consent. I certify that the waste minimization statement identified in 40 CFR 263.23(a) (if I am a large quantity generator) or (b) (if I am a small quantity generator) is true.						
Generator's/Officer's Printed/Typed Name		Signature		Month	Day	Year
16. International Shipments <input type="checkbox"/> Import to U.S. <input type="checkbox"/> Export from U.S.		Part of entry/exit:		Date leaving U.S.:		
Transporter signature (for exports only):						
17. Transporter Acknowledgment of Receipt of Materials						
Transporter 1 Printed/Typed Name		Signature		Month	Day	Year
Transporter 2 Printed/Typed Name		Signature		Month	Day	Year
18. Discrepancy						
18a. Discrepancy Indication Space <input type="checkbox"/> Quantity <input type="checkbox"/> Type <input type="checkbox"/> Residue <input type="checkbox"/> Partial Rejection <input type="checkbox"/> Full Rejection		Manifest Reference Number:				
18b. Alternate Facility (or Generator)		U.S. EPA ID Number				
Facility's Phone:						
18c. Signature of Alternate Facility (or Generator)		Signature		Month	Day	Year
19. Hazardous Waste Report Management Method Codes (i.e., codes for hazardous waste treatment, disposal, and recycling systems)						
1.	2.	3.	4.			
20. Designated Facility Owner or Operator: Certification of receipt of hazardous materials covered by the manifest except as noted in item 18a						
Printed/Typed Name		Signature		Month	Day	Year

EPA Form 8700-22 (Rev. 12-17) Previous editions are obsolete. DESIGNATED FACILITY TO EPA's e-MANIFEST SYSTEM

*Only if applicable to you or your company's ID number(s).



eVQ System Navigation Tips

Tool Tips

- Hover your mouse over the  icon for more information to appear.

Red Asterisks

- Denote required fields

[Hyperlinks](#)

- Opens another webpage or document in a new tab when you click on it, which often provides more useful information.
- The User Guide is hyperlinked in the top right corner of each step of eVQ, and on the eVQ homepage.

Sort

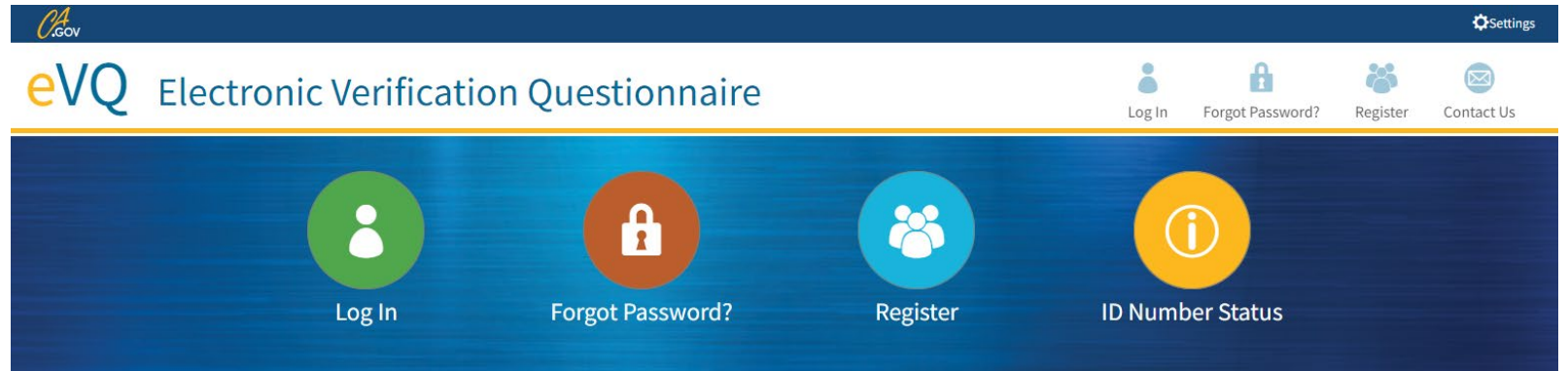
- Sorts the contents of column in ascending or descending order.

eVQ Account Registration



eVQ Homepage

Electronic Verification Questionnaire (eVQ) System at evq.dtsc.ca.gov



[eVQ Training Video](#) | [Watch](#)

[eVQ User Guide](#) | [View](#)

ID Number Inactive?

To reactivate your permanent ID number, submit one of the following:

Permanent State ID Number - [DTSC Form 1358](#)

Permanent Federal EPA ID Number - RCRAInfo's [myRCRAid](#)

Call Center Hours

Standard Telephone Business Hours

Monday to Friday: 9:00 AM to 2:00 PM Pacific Time (PT) (except [state holidays](#)).

Upcoming Special Hours and Closures

What is the purpose of the Annual ID Number Verification Questionnaire?

Anyone who generates, transports, offers for transport, treats, stores, or disposes of hazardous waste must have a hazardous waste identification (ID) number, which is used to identify the hazardous waste handler and track the hazardous waste from the point of origin to its final disposal ("cradle to grave"). The purpose of this verification is to ensure that the information on record for the ID Number is correct and current.

The annual Verification Questionnaire for hazardous waste ID numbers and hazardous waste manifests is required by Health & Safety Code section 25205.16. Any generator, transporter, or facility operator who fails to provide the information required by the department to verify the accuracy of hazardous waste activity data shall be subject to suspension of any identification numbers assigned and to any other enforcement action (Health & Safety Code section 25205.16(c)).

Penalties for Late eVQ Submissions Starting in the 2026 eVQ Reporting Cycle

According to 22 Cal. Code Regs. Section 66260.410, Verification Questionnaires not submitted by the March 31 deadline will incur late reporting penalties. For more information, visit <https://dtsc.ca.gov/evq-late-reporting-penalty/>.

Account Registration



Log In



Forgot Password?



Register



Contact Us

Register an eVQ Account

* denotes a required field

Enter your ID number, including the letter prefix. If you have multiple ID numbers, enter one of the ID numbers to create the user account, then add the remaining ID numbers. Each ID number must be valid and not already associated with another user account in order for it to be successfully added.

ID Number*

List of ID numbers to be associated with this login user's account (Total Added=0)

- CAL123456789
- CAL000000000
- CAL987654321

Account Registration

eVQ Electronic Verification Questionnaire

Account Login:

Username must be at least 8 alphanumeric characters in length, with no spaces. These special characters are valid: @ - _ .

Create Username *

Password must be at least 12 characters long, contain one number, one upper-case character, one lower-case character, and one special character.

Create Password *

(case-sensitive)

Confirm Password *

(Must match above password)

Email *

Confirm Email *

General Company/Facility Information:

Facility Name *

Owner's Name *

FEIN:

Account Registration



Electronic Verification Questionnaire

Primary Contact Information:

Contact Name *

Contact Title *

Contact Address 1 *

Contact Address 2:

Contact City *

Contact State *

Contact Zip *

Contact Phone *

Contact Fax

Alternate Contact Information:

Contact Name

Email

Confirm Email

Contact Phone

Submit eVQ Account Request

New Contact

1. Call the eVQ Help Desk at 1 (877) 454-4012 to have an agent update your email address on the account.
2. Release the ID number(s) to register for a new account

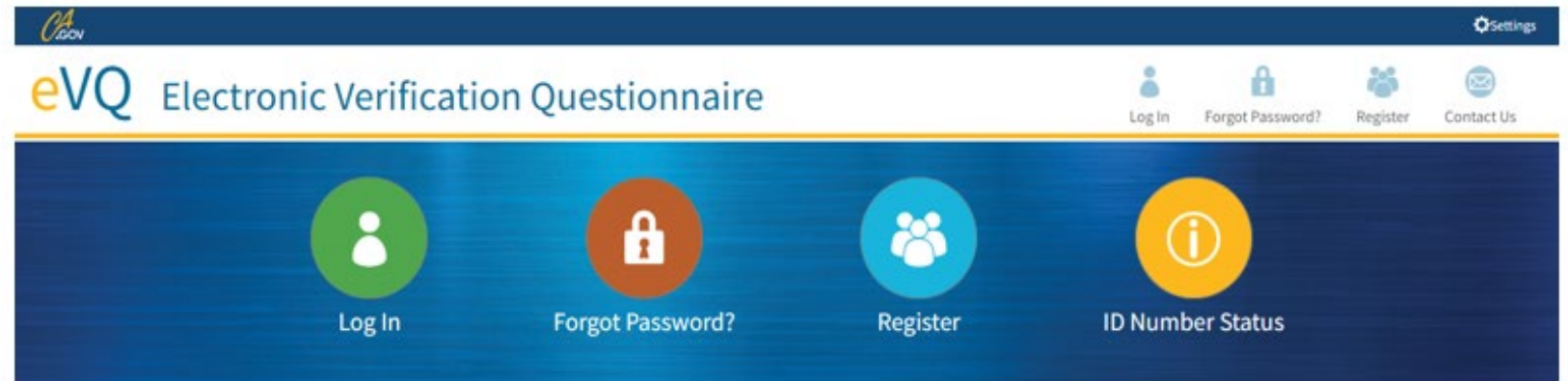


Account Login and Main Menu



Account Login

1. Click “Log In” on the eVQ homepage at evq.dtsc.ca.gov.



[eVQ Training Video | Watch](#)

[eVQ User Guide | View](#)

ID Number Inactive?

To reactivate your permanent ID number, submit one of the following:

Permanent State ID Number - [DTSC Form 1358](#)

Permanent Federal EPA ID Number - [RCRAInfo's myRCRAid](#)

Call Center Hours

Standard Telephone Business Hours

Monday to Friday: 9:00 AM to 2:00 PM Pacific Time (PT) (except [state holidays](#)).

[Upcoming Special Hours and Closures](#)

What is the purpose of the Annual ID Number Verification Questionnaire?

Anyone who generates, transports, offers for transport, treats, stores, or disposes of hazardous waste must have a hazardous waste identification (ID) number, which is used to identify the hazardous waste handler and track the hazardous waste from the point of origin to its final disposal ("cradle to grave"). The purpose of this verification is to ensure that the information on record for the ID Number is correct and current.

The annual Verification Questionnaire for hazardous waste ID numbers and hazardous waste manifests is required by Health & Safety Code section 25205.16. Any generator, transporter, or facility operator who fails to provide the information required by the department to verify the accuracy of hazardous waste activity data shall be subject to suspension of any identification numbers assigned and to any other enforcement action (Health & Safety Code section 25205.16(c)).

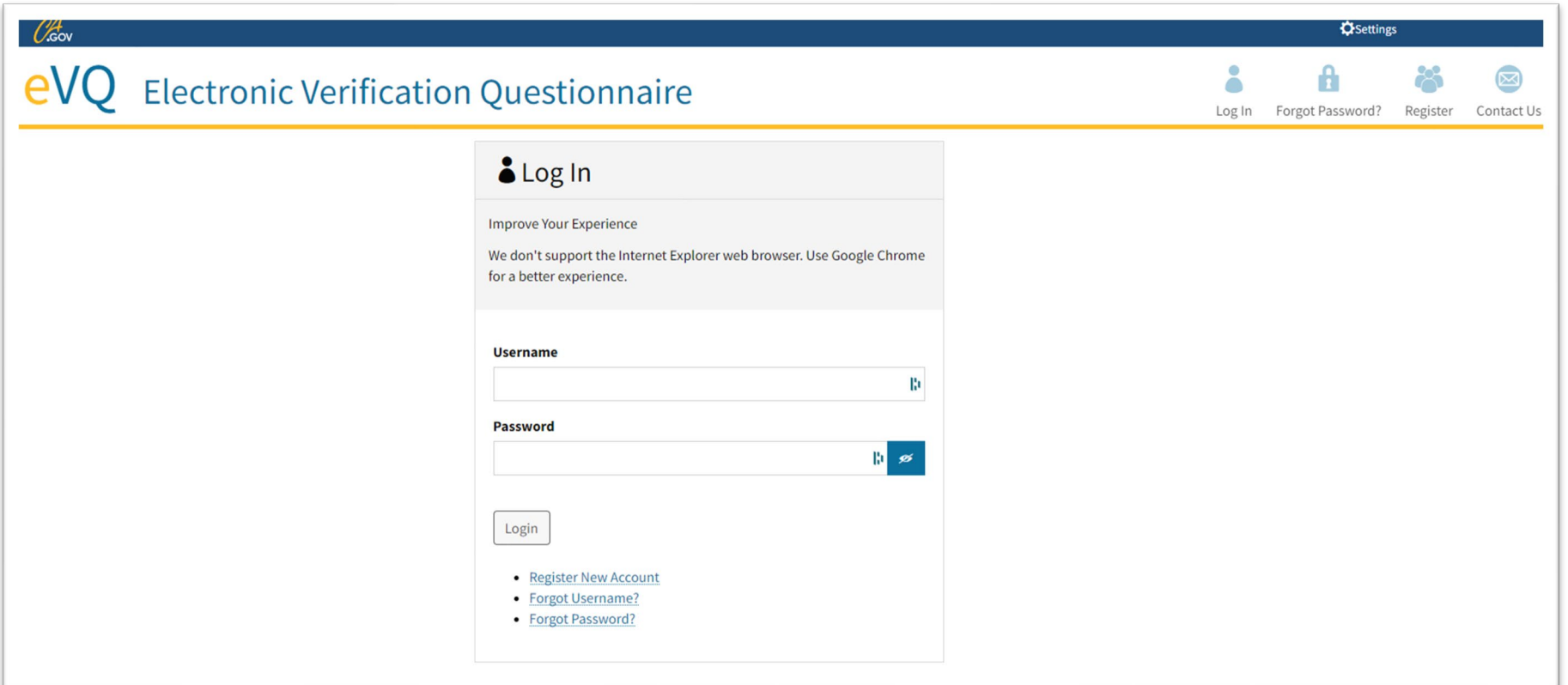
Penalties for Late eVQ Submissions Starting in the 2026 eVQ Reporting Cycle

According to 22 Cal. Code Regs. Section 66260.410, Verification Questionnaires not submitted by the March 31 deadline will incur late reporting penalties. For more information, visit <https://dtsc.ca.gov/evq-late-reporting-penalty/>.

Account Login

2. Enter your username and password.

3. Click “Login.”



The screenshot shows the login interface for the eVQ (Electronic Verification Questionnaire) system. At the top, there is a blue header with the "CA.gov" logo on the left and a "Settings" gear icon on the right. Below the header, the "eVQ Electronic Verification Questionnaire" logo is displayed on the left, and navigation links for "Log In", "Forgot Password?", "Register", and "Contact Us" are on the right. The main content area features a "Log In" section with a user icon. Below the title, there is a message: "Improve Your Experience We don't support the Internet Explorer web browser. Use Google Chrome for a better experience." The login form includes two input fields: "Username" and "Password". The "Password" field has a blue eye icon to toggle visibility. A "Login" button is positioned below the fields. At the bottom of the form, there are three links: "Register New Account", "Forgot Username?", and "Forgot Password?".

User Profile and Main Menu

Your 2026 verification status is: **In Progress**

Late Reporting Penalty: Failure to complete the eVQ by the **March 31 reporting deadline** is a violation. A hazardous waste handler shall be assessed a separate violation for each hazardous waste ID number that does not comply with this requirement (Cal. Code Regs., tit. 22, §66269.32). Pursuant to the California Code of Regulations, Section 66260.410 (c), if you submit your Verification Questionnaire after the March 31 deadline, you will be subject to a late [reporting penalty](#). If you owe the penalty, the invoice and payment instructions will appear after you complete Step 9.

Go through the steps below to complete your Verification Questionnaire. Click on Step 1 to begin.

- ✓ Preliminary Questions
- ✗ Step 1: Contact Information
- ✗ Step 2: Company Information
- ✗ Step 3: ID Number Overview
- ✗ Step 4: Manifested Waste Verification
- ✗ Step 5: Unmanifested Hazardous Waste Reporting
- ✗ Step 6: CDTFA G&H Fee Account Number
- ✗ Step 7: G&H Fee Exemptions and Deductions
- ✗ Step 8: Consolidated Manifesting Activities
- ✗ Step 9: Summary and Certification
- ✗ VQ Summary

Preliminary Questions



Preliminary Questions

Your 2025 verification status is: **In Progress**

Answer all of these preliminary questions, as your responses will determine which eVQ steps you must complete. If you have any questions, contact us at eVQ@dtsc.ca.gov or (877) 454-4012.

1. Are you a homeowner who received an ID number from a third party in order to remove waste, such as asbestos? * Yes No

2. Did your business change locations? * Yes No

3. Did your business change ownership? * Yes No

4. Do you have multiple ID numbers? * Yes No

5. Did you generate any treated wood waste or waste granted a statutory variance that was not tracked on a Uniform Hazardous Waste Manifest ([U.S. EPA Form 8700-22](#))? Note: A statutory variance is not a transporter variance. * Yes No

6a. Did you generate five or more tons of hazardous waste in the 2024 calendar year for one or more of the ID numbers in your account? * Yes No

6b. Is any of the waste generated exempt from the [Generation & Handling \(G&H\) Fee](#)? * Yes No

7. Did your business participate in [consolidated manifesting procedures](#) (Health and Safety Code section [25160.2](#))? * Yes No

Save Changes

Save and Go to Main Menu

Unmanifested Hazardous Waste

(Preliminary Question #5)

Types of Reportable Unmanifested Hazardous Waste

- Treated wood waste, as defined in Health and Safety Code section 25230.1(d); and
- Any waste that has been granted a variance pursuant to Health and Safety Code section 25143 and that is not required to be manifested pursuant to the conditions identified in the variance.

Please print or type. Form Approved OMB No. 2050-0039

UNIFORM HAZARDOUS WASTE MANIFEST		1. Generator ID Number	2. Page 1 of 3	3. Emergency Response Phone	4. Manifest Tracking Number		
5. Generator's Name and Mailing Address		Generator's Site Address (if different than mailing address)					
Generator's Phone:							
6. Transporter 1 Company Name		U.S. EPA ID Number					
7. Transporter 2 Company Name		U.S. EPA ID Number					
8. Designated Facility Name and Site Address		U.S. EPA ID Number					
Facility's Phone:							
GENERATOR	9a. HMI	9b. U.S. DOT Description (including Proper Shipping Name, Hazard Class, ID Number, and Packing Group (if any))	10. Containers		11. Total Quantity	12. Unit (kg, lbs, gal)	13. Waste Codes
	1.		No.	Type			
	2.						
	3.						
	4.						
14. Special Handling Instructions and Additional Information							
15. GENERATOR/SHIPPER'S CERTIFICATION: I hereby declare that the contents of this consignment are fully and accurately described above by the proper shipping name, and are classified, packaged, marked and labeled/ placarded, and are in all respects in proper condition for transport according to applicable international and national governmental regulations. If export shipment and I am the Primary Exporter, I certify that the contents of this consignment conform to the terms of the attached EPA Acknowledgment of Consent. I certify that the waste minimization statement identified in 40 CFR 262.21(a) (if I am a large quantity generator) or (b) (if I am a small quantity generator) is true.							
Generator's Officer's Printed/Typed Name		Signature		Month		Day Year	
16. International Shipments <input type="checkbox"/> Import to U.S. <input type="checkbox"/> Export from U.S.		Port of entry/exit:					
Transporter signature (for exports only):		Date leaving U.S.:					
17. Transporter Acknowledgment of Receipt of Materials							
Transporter 1 Printed/Typed Name		Signature		Month		Day Year	
Transporter 2 Printed/Typed Name		Signature		Month		Day Year	
18. Discrepancy							
18a. Discrepancy Indication Space		<input type="checkbox"/> Quantity		<input type="checkbox"/> Type		<input type="checkbox"/> Residue	
		<input type="checkbox"/> Partial Rejection		<input type="checkbox"/> Full Rejection			
18b. Alternate Facility (or Generator)		Manifest Reference Number:		U.S. EPA ID Number			
Facility's Phone:							
18c. Signature of Alternate Facility (or Generator)		Signature		Month		Day Year	
19. Hazardous Waste Report Management Method Codes (i.e., codes for hazardous waste treatment, disposal, and recycling systems)							
1.		2.		3.		4.	
20. Designated Facility Owner or Operator: Certification of receipt of hazardous materials covered by the manifest except as noted in item 18a							
Printed/Typed Name		Signature		Month		Day Year	

EPA Form 8700-22 (Rev. 12-17) Previous editions are obsolete. DESIGNATED FACILITY TO EPA's e-MANIFEST SYSTEM

Unmanifested Hazardous Waste

(Preliminary Question #5)

Types of Non-reportable Unmanifested Waste

- Non-hazardous waste
- Medical waste regulated by the California Department of Public Health
- Universal waste

Consolidated Manifesting Procedure

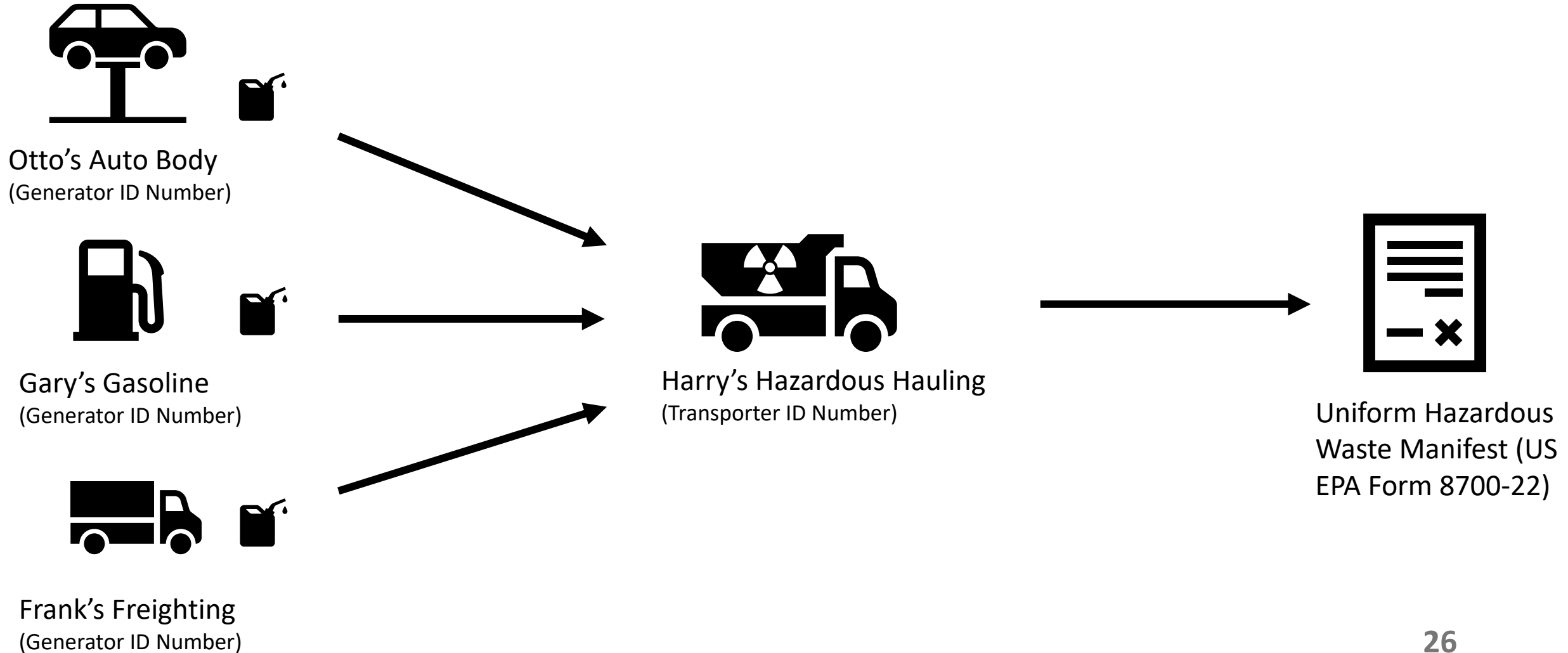
(Preliminary Question #7)

What is the consolidated manifesting procedure?

- Allows certain registered hazardous waste transporters to combine specified wastes from multiple eligible generators on a single manifest, rather than using a separate manifest from each generator.
- Generators that use transporters that follow the consolidated manifesting procedure are exempt from filling out a hazardous waste manifest. The consolidated transporter completes both the generator and the transporter sections of the manifest and provides the generator a receipt of this activity.
 - Per California HSC 25160.2(b)(3)(4), generators must keep all copies of the consolidated manifest receipts for at least three years from the date of shipment of the hazardous waste, and each receipt from the transporter should contain the manifest number on it.
- Formerly known as modified manifesting or “milk runs.”

Consolidated Manifesting Procedure

(Preliminary Question #7)



9-Step Questionnaire Overview



Step 1: Contact Information

General Company Information:

Company Name *

Contact Information:

Contact Name *

Contact Title *

Contact Address 1 *

Contact Address 2

Contact City *

Contact State *

Contact Zip *

Contact E-mail *

Contact Phone *

Contact Fax

Alternate Contact Information:

Alt Contact Name

Alt Contact E-mail

Alt Contact Phone

Step 2: Company Information

All operator information can be updated except for:

- Operator Name
- FEIN

[Operator Information](#) ⓘ

Operator Name *

Facility Address 1 *

Facility Address 2

Facility City *

Facility State *

Facility Zip Code *

[Operator Type](#) ⓘ *

[Business Structure](#) ⓘ *

[FEIN](#) ⓘ *

[NAICS Code](#) ⓘ *

[Number of Employees](#) ⓘ *

Mailing Contact Name

Attention

Mailing Address 1 *

Mailing Address 2:

Mailing City *

Mailing State *

Mailing Zip *

Phone *

[Fax](#) ⓘ *

Step 3: ID Number Overview

Adding missing ID numbers

1. Click add ID number.
2. Enter the ID number and click search.
3. Click add ID number.

To reactivate or inactivate an ID Number

1. Click edit on the right side of the screen.
2. Click the box that says reactivate/Inactivate
3. Click save.

Total ID Numbers: 1 Record(s)

[Add ID Number](#) [Export to Excel](#)

To add ID numbers to your account, you'll search by the ID or the Federal Tax Identification Number (FEIN). Only ID numbers that share the same FEIN can be added to your account.

Search By:

Select...

	ID Number ↔↔	ID Number Type ⓘ	Facility Name ⓘ	Facility Address ⓘ ↔↔	Status ↔↔	Requested Changes ↔↔	Function
1.	CAL000123456	Permanent Federal	Some Company	Some Where Out There, CA 12121	✔ Active	No changes requested	<input type="button" value="Edit"/> <input type="button" value="Remove"/>

Total ID Numbers: 1 Record(s)

[Add ID Number](#) [Export to Excel](#)

	ID Number ↔↔	ID Number Type ⓘ	Facility Name ⓘ	Facility Address ⓘ ↔↔	Status ↔↔	Requested Changes ↔↔	Function
1.	CAL000123456	Permanent Federal	<input type="text" value="Some Company"/>	Some Where Out There, CA 12121	✔ Active	<input type="checkbox"/> Inactivate	<input type="button" value="Save"/> <input type="button" value="Cancel"/>

Step 4: Manifested Waste Verification

1. Verify your manifests and tonnage
2. You can review the manifest by clicking on your ID number.

Modifying your tonnage

1. Click edit
2. Change “is manifested tonnage correct” to no.
3. Add corrected weight, Select justification, and add a comment.
4. Click save.

▶ Step 4: Manifested Waste Verification

The tonnage information shown in this step reflects hazardous waste manifested during the 2025 calendar year (January 1 to December 31, 2025). If manifests are associated with your ID number, click them to view the manifest details. To correct tonnage, click **Edit** and include only hazardous waste listed on a Uniform Hazardous Waste Manifest (U.S. EPA Form 8700-22). To add a missing manifest, select **Add Manifest** under the appropriate ID number.

Important: If you are correcting the tonnage, do not subtract any tonnage you are claiming a G&H Fee exemption and deduction for. Any tonnage you claim as a G&H exemption or deduction must be reported in Step 7. Any manifests with a Generator's/Officer's certification date (box 15 on the U.S. EPA Form 8700-22) during the 2025 calendar year that were uploaded into U.S. EPA's RCRAInfo System on or after January 1, 2026, may not appear in this step, even if the manifest is in DTSC's Hazardous Waste Tracking System. Ensure you add these manifests.

Total ID Numbers: 2 Record(s)

ID Number ↕↕	Facility Name ↕↕	Facility Address ↕↕	Number of Manifests ↕↕	Manifested Waste Tonnage ↕↕	Four Largest Waste Streams ↕↕	Is manifested tonnage correct? ↕↕	If no, what is the correct tonnage before exemptions and deductions? ↕↕	Justification	Comments	Function
CAL000407468 Add Manifest	Some Where Out there	13360 12TH ST	0	0.00000		Yes				Edit
CAL000383286 Add Manifest	Over The Rainbow	1500 PIER C ST BERTH 58	1	0.10000	352	Yes				Edit

Go Back Save and Go To Step 5

ID Number ↕↕	Facility Name ↕↕	Facility Address ↕↕	Number of Manifests ↕↕	Manifested Waste Tonnage ↕↕	Four Largest Waste Streams ↕↕	Is manifested tonnage correct? ↕↕	If no, what is the correct tonnage before exemptions and deductions? ↕↕	Justification	Comments	Function
CAL000407468 Add Manifest	Some Where Out there	13360 12TH ST	0	0.00000		<input checked="" type="radio"/> Yes <input type="radio"/> No	<input type="text"/>	<input type="text"/>	<input type="text"/>	Save Cancel
CAL000383286 Add Manifest	Over The Rainbow	1500 PIER C ST BERTH 58	1	0.10000	352	Yes				Edit

Step 5: Unmanifested Hazardous Waste Reporting

Required if you answered yes to Preliminary Question #5.

1. Select ID number or add site/facility name that generated unmanifested waste.
2. Add your unmanifested waste line(s) for the ID number or site.
3. Repeat steps 1 and 2 as needed.
4. Click “Save and Go to Step 6.”

▶ Step 5: Unmanifested Hazardous Waste Reporting

In this step, provide details for hazardous waste not recorded on a Uniform Hazardous Waste Manifest ([US EPA Form 8700-22](#)) in 2025. This only includes [waste granted a statutory variance](#) and [treated wood waste](#). To declare unmanifested hazardous waste, select an ID number from the drop-down list and click **Add** or enter the facility name/site address if no ID number exists. After adding, the system will direct you to a new page where you can enter the waste type and total tonnage.

Select an ID number or Enter a facility name and/or site address

No unmanifested waste has been reported for your account.

New waste line

[Waste Type](#) ⓘ *

[Total Tonnage](#) ⓘ *

Comments

Step 6: G&H Fee Account Number

Required if you answered yes to Preliminary Question #5.

- If you are waiting for your G&H Fee Account Number, you can:
 - Complete the questionnaire and use “55555555” as a placeholder for your number. Once you receive your number, contact the eVQ Help Desk to have your steps reset so you can add the number.
 - Wait until you receive your account number and complete your questionnaire after you’ve received it.

Your 2026 verification status is: **In Progress**

[Back to VQ Menu](#) | [Step 1](#) | [Step 2](#) | [Step 3](#) | [Step 4](#) | [Step 5](#)

▶ Step 6: CDTFA G&H Fee Account Number

Since you answered "yes" to Preliminary Question 6a, at least one of your ID numbers needs to have a California Department of Tax and Fee Administration (CDTFA) Generation and Handling (G&H) Fee Account Number. Provide your G&H Fee Account Number for each ID listed below that requires one. The G&H Fee applies to each generator of hazardous waste at each generation site that generates five or more tons of hazardous waste within a given calendar year. This includes recycled waste, treated wood waste, and waste sent outside of California for disposal. If you need a G&H Fee Account Number, visit the [CDTFA website](#) or call the CDTFA at (800) 400-7115 for more information.

Set CDTFA G&H Fee Account Number

ID Number	Facility Name	Facility Address	CDTFA G&H Fee Account Number ⓘ	Function
CAL000383286	Over The Rainbow	1500 PIER C ST BERTH 58 LONG BEACH, CA 90813	123456789	Edit
CAL000407468	Some Where Out there	13360 12TH ST CHINO, CA 91710	123456789	Edit

[Go Back](#)

[Save and Go To Step 7](#)

The eVQ is due by **March 31** of each year.

For help, please open the instructions document: [Instructions](#) (PDF; 88KB).

Step 7: G&H Fee Exemptions and Deductions

Required if you answered yes to Preliminary Question #6a and #6b.

Universal waste is only a deduction if the waste was manifested.

▶ Step 7: G&H Fee Exemptions and Deductions

Only claim exemptions or deductions for waste that was reported in Step 4. There are 11 exemptions and deductions from the Generation and Handling (G&H) Fee (see below). Exempt waste is generated waste that is exempt from the G&H Fee. For each exemption or deduction claimed, identify the ID number(s) associated with that respective exemption or deduction, then enter the total tonnage of exempt or deducted waste. Enter the tonnage rounded to the nearest hundredth.

Governmental Agency: Waste generated when a government agency takes immediate action necessary to remove or remedy an imminent and substantial threat of a release of a hazardous substance for which they are not the responsible party.

Household Hazardous Waste Operations: Waste generated from the operation of a household hazardous waste collection facility.

Load Checking Program: Hazardous waste generated by solid waste load check operations.

Do-It-Yourself (DIY) Used Oil: Household do-it-yourself used oil collected by Certified Used Oil Collection Centers.

Recycled and Used Onsite: Hazardous waste that is recycled and used onsite and is not transferred offsite.

Article 9.4 Agricultural Waste: Banned, unregistered, or outdated agricultural wastes submitted by an eligible participant to a county under an authorized collection program.

Reusable Soiled Textile Materials: Reusable soiled textile materials that meet specified conditions.

Natural Disaster Victims: Wastes generated by a natural disaster which is not a routinely produced hazardous waste.

Stored, Bulked, and Transferred Waste: Wastes transferred, stored, and bulked solely through the location of a permitted hazardous waste facility in route to a destination facility.

Onsite Treatment to be Nonhazardous: Hazardous waste that is generated onsite and is treated onsite in an authorized treatment unit so that the waste becomes nonhazardous as a result of that treatment.

Universal Waste: Universal waste as defined in HSC Section 25123.8 and managed in accordance with the universal waste management requirements in Chapter 23 of Division 4.5 of Title 22 of the California Code of Regulations.

Successfully deleted

Select Type...

Exemption - Governmental agency				<input type="button" value="Add ID Number"/>	<input type="button" value="Remove Type"/>
ID Number	Exempt/Deducted Tonnage	Comments	Function		
<input type="text" value="CAL000407468 - Some Where Out there"/>	<input type="text" value="20"/>	<input type="text"/>	<input type="button" value="Save"/> <input type="button" value="Cancel"/>		

Step 8: Collection Activities

Required if you answered “yes” to Preliminary Question #7.

1. Answer the initial questions.
2. Complete the applicable generator or transporter tables that appear as a result of what you answered in Question 1.A.
3. Click “Save and Go to Step 9.”

▶ Step 8: Consolidated Manifesting Activities

In this step, you will report on any [consolidated manifesting activities](#) ([Health and Safety Code section 25160.2](#)) during the 2025 calendar year (January 1 to December 1, 2025).

* Fields marked with an asterisk (*) are required.

Question 1: Are you the transporter of the waste or the generator of the waste? Note: Although the transporter appears as the generator on the manifest, the transporter is not the actual generator of the waste. *

Generator Transporter

Transporter Table

Provide information about the waste you picked up from generators and consolidated on a manifest. You can add multiple manifests and include multiple ID numbers for each manifest.

Transporter ID Number: ⓘ *	<input type="text" value="Select an ID number"/>
Original Generator ID Number: ⓘ *	<input type="text"/>
Manifest Tracking Number: ⓘ *	<input type="text"/>
Tonnage: ⓘ *	<input type="text"/>
Comment:	<input type="text"/>
<input type="button" value="Add"/>	

Step 8: Collection Activities

➤ Generator in consolidated manifesting procedures

- Select the applicable Generator ID number.
- Enter:
 - Transporter ID Number
 - Total tonnage generated
- Click “Add.”
- Repeat to add multiple entries to your table as needed.

Question 1: Are you the transporter of the waste or the generator of the waste? Note: Although the transporter appears as the generator on the manifest, the transporter is not the actual generator of the waste. *

Generator Transporter

Generator Table

Provide information about the waste you generated that was consolidated by your hazardous waste transporter. Enter the total manifest tonnage generated under your ID number for 2025, corresponding to each transporter ID number that picked up that waste. If you have had multiple consolidated pickups by different transporters, click the **Add** button to create separate entries in the generator table for each transporter.

Original Generator ID Number:

Transporter ID Number:

Tonnage:

Comment:

Add

ID Number	Facility Name	Transporter ID Number	Total Tonnage	Comments	Function
CAL000407468	Some Where Out there	CAL000123456	50		Edit Remove

Go Back **Save and Go to Step 9**

Step 8: Collection Activities

➤ Transporter in consolidated manifesting procedures

- Select the Transporter ID number
- Enter:
 - Generator ID number
 - Manifest Tracking Number
 - The total tonnage generated by the generator.
- Click “Add.”
- Repeat to add multiple entries to your table as needed.

▶ Step 8: Consolidated Manifesting Activities

In this step, you will report on any [consolidated manifesting activities](#) ([Health and Safety Code section 25160.2](#)) during the 2025 calendar year (January 1 to December 1, 2025).

* Fields marked with an asterisk (*) are required.

Question 1: Are you the transporter of the waste or the generator of the waste? Note: Although the transporter appears as the generator on the manifest, the transporter is not the actual generator of the waste. *

Generator Transporter

Transporter Table

Provide information about the waste you picked up from generators and consolidated on a manifest. You can add multiple manifests and include multiple ID numbers for each manifest.

Transporter ID Number: ⓘ *	<input type="text" value="Select an ID number"/>
Original Generator ID Number: ⓘ *	<input type="text"/>
Manifest Tracking Number: ⓘ *	<input type="text"/>
Tonnage: ⓘ *	<input type="text"/>
Comment:	<input type="text"/>

Add

Export to Excel

Go Back

Save and Go to Step 9

Step 9: Summary and Certification

The eVQ is due by March 31 of each year.

Your 2026 verification status is: **In Progress**

For help, please open the instructions document: [Instructions](#) (PDF; 88KB).

[Back to VQ Menu](#) | [Step 1](#) | [Step 2](#) | [Step 3](#) | [Step 4](#) | [Step 5](#) | [Step 6](#) | [Step 7](#) | [Step 8](#)

▶ Step 9: Summary and Certification

To complete the Verification Questionnaire, review the information below. If corrections are needed, click **Edit** to go back to the step. Pursuant to the California Code of Regulations, Section 66260.410(c), if you submit your Verification Questionnaire after the **March 31 deadline**, you will be subject to a late [reporting penalty](#). If you owe the penalty, the invoice and payment instructions will appear after you complete Step 9. Enter your first and last name and title to certify that the information provided during the Verification Questionnaire is true and correct.

Waste Details

Only tonnage from site ID numbers that generated 5 or more tons are included in the calculation below.

Total Manifested Tonnage <i>Only uncorrected manifested tonnage from Step 4 is in this total.</i>	0.10	
Corrections to Manifested Tonnage	0	Edit
Collection Activities Tonnage	50.00	Edit
Total Tonnage	50.10	
*Total Tonnage Subject to the G&H Fee ⓘ	50.00	

This total is only an estimate based on the information in your questionnaire. There may be further considerations that affect your Generation & Handling (G&H) Fee liability. **The California Department of Tax and Fee Administration (CDTFA) collects the G&H Fee.** All generators who generate 5 or more tons of manifested and unmanifested hazardous waste in the prior calendar year are subject to the G&H Fee. If this applies to you, you must register with [CDTFA](#) to file a return.

For additional information on the G&H Fee, visit [CDTFA's Hazardous Waste Generation and Handling Fee page](#) and [DTSC's Generation and Handling Fee page](#). For more information, contact fees@dtsc.ca.gov or CDTFA at (800) 400-7115.

I hereby certify under penalty of perjury that the information provided during the Verification Questionnaire is true and correct.

Name* Title*

[Go Back](#)

[Save and Flag as Completed](#)


VQ Summary

In this section, you can:

- See your completed questionnaire.
- Download and/or print your VQ Summary.
- Export the VQ Summary data to Excel.
- Take the eVQ user survey.
- Late Fee payment link

Your 2026 verification status is: **Complete**

Back to [VQ Menu](#)

 **VQ Summary**

[Print This Page](#) [Take Survey](#) [Return to Main Menu](#) [Export to Excel](#)

The eVQ is due by March 31 of each year.

For help, please open the instructions document: [Instructions](#) (PDF; 88KB).

[Download and Print Invoice](#)

Pay by Credit Card	Pay by Electronic Funds Transfer (EFT/ACH)	Pay by Check
<p>Submit Credit Card Payment</p> <p>Credit card payments made before 5:00 p.m. Eastern Time will be posted to your credit card account within two business days.</p>	<p>Contact accounting@dtsc.ca.gov to request EFT instructions.</p>	<p>Make your check payable to the Department of Toxic Substances Control. Be sure to write your VQ number on the check. Include a copy of your invoice with your check and mail it to the following address:</p> <p>Department of Toxic Substances Control Accounting Office PO Box 1288 Sacramento, CA 95812-1288</p>

Late Reporting Penalties

- (1) Failure to report by March 31st of each year is a violation. A handler shall be assessed a separate violation for each Identification Number that does not comply with this requirement.
- (2) The matrix set forth below shall be used to determine the initial penalty based upon the annual tonnage generated in the prior calendar year, and the days out of compliance.

Delinquency in Reporting

<i>Tonnage Tier</i>	<i>1-15 days after reporting deadline</i>	<i>16-30 days after reporting deadline</i>	<i>31-45 days after reporting deadline</i>	<i>46-60 days after reporting deadline</i>	<i>61+ days after reporting deadline</i>
less than 5 tons	\$25	\$50	\$75	\$125	\$250
5 tons but less than 10 tons	\$100	\$200	\$350	\$550	\$1,100
10 tons but less than 25 tons	\$200	\$300	\$450	\$650	\$1,300
25 tons but less than 500 tons	\$300	\$400	\$550	\$750	\$1,500
500 tons but less than 1,000 tons	\$400	\$500	\$650	\$850	\$1,700
1,000 or more tons	\$500	\$600	\$750	\$950	\$1,900

Additional Resources

Hazardous Waste Tracking System

- <https://hwts.dtsc.ca.gov/>

The screenshot shows the homepage of the Hazardous Waste Tracking System (HWTS) website. The header includes the California State Government logo, the Department of Toxic Substances Control name, and navigation links for 'Go to ID Profile', 'Contact Us', and 'Settings'. The main navigation bar contains 'Hazardous Waste Tracking System', 'Handler Search', 'Reports', 'ID Number', and 'Log In'. The central banner features a map with red pushpins and a search bar labeled 'Search by ID Number or Handler Name'. Below the banner, three statistics are displayed: 33,133 ID Numbers Issued in 2025, 331,390 Manifests Reported in 2025, and 1,043,385 Tons of Waste Handled in 2025. A note clarifies that 'Handler' refers to any hazardous waste generator, transporter, universal waste handler, or permitted treatment, storage, transfer, or disposal facility. The page is divided into two columns: 'What is HWTS?' and 'Related Links'. The 'What is HWTS?' section explains the system's purpose and provides a link to 'HWTS News'. The 'Related Links' section includes links to 'U.S. EPA's Electronic Manifest (e-Manifest) System', 'DTSC Manifest Information', and 'DTSC's Electronic Verification Questionnaire (eVQ) System'.

33,133
ID Numbers Issued in 2025

331,390
Manifests Reported in 2025

1,043,385
Tons of Waste Handled in 2025

The word "Handler" on this site refers to any hazardous waste generator, transporter, universal waste handler, or permitted treatment, storage, transfer, or disposal facility that handles hazardous waste.

What is HWTS?

The Hazardous Waste Tracking System (HWTS) is the California Department of Toxic Substances Control's (DTSC) data repository for hazardous waste manifest and ID Number information. DTSC relies on HWTS for issuing and tracking ID numbers, registering transporters, and providing information to analyze hazardous waste activities for policy purposes and enforcement. The system generates reports from 1993 to the present on hazardous waste shipments for generators, transporters, and treatment, storage and disposal facilities (TSDFs). These reports are available to the public and subject to the limitations contained in the [Disclaimer and Data Limitations Statement](#).

HWTS News

Learn about the latest HWTS news and information.

Related Links

U.S. EPA's Electronic Manifest (e-Manifest) System

The e-Manifest System was established by the United States Environmental Protection Agency (U.S. EPA) and is the national system for tracking hazardous waste shipments electronically. The system was launched on June 30, 2018 and will modernize the nation's cradle-to-grave hazardous waste tracking process while saving time, resources, and dollars for industry and states. Visit the U.S. EPA's e-Manifest webpage for information on user registration, webinars, stakeholder fact sheets, FAQs and more.

DTSC Manifest Information

Learn more about manifest regulations, where manifests are submitted, types of manifest reports, and manifest correction letters.

DTSC's Electronic Verification Questionnaire (eVQ) System

The eVQ System provides a fast and convenient way for required hazardous waste handlers to file their annual ID Number Verification Questionnaire and Manifest Fees Assessment with DTSC.

Additional Resources

DTSC Website

- <https://dtsc.ca.gov/>
- You can use the search bar on the top right corner to search for information on our website.

The screenshot shows the official website of the Department of Toxic Substances Control (DTSC) of the State of California. The header includes the state logo, navigation links for 'Get a Hazardous Waste ID Number', 'Hazardous Waste Tracking System', 'CalEPA', and 'Contact Us', and a language selection dropdown. The DTSC logo and a search bar are also present. A main navigation menu lists categories like 'Hazardous Waste', 'Site Mitigation', 'Safer Consumer Products', 'Chemistry', 'Get Involved', 'Laws & Regulations', and 'About DTSC'. The main banner features a scenic image of a path and the text 'Department of Toxic Substances Control'. Below the banner are three featured content cards: 'SB 673 TRACK 2 INFORMATION SHEETS', '2025 DRAFT HAZARDOUS WASTE MANAGEMENT PLAN', and 'EXIDE CLEANUP FEEDBACK MANAGEMENT SYSTEM'. Each card includes a brief description and a 'Read' button.

Official website of the State of California [Get a Hazardous Waste ID Number](#) [Hazardous Waste Tracking System](#) [CalEPA](#) [Contact Us](#) Select Language

DTSC
Department of Toxic Substances Control

Search

[Hazardous Waste](#) [Site Mitigation](#) [Safer Consumer Products](#) [Chemistry](#) [Get Involved](#) [Laws & Regulations](#) [About DTSC](#)

Department of Toxic Substances Control

SB 673 TRACK 2 INFORMATION SHEETS

DTSC released three information sheets sharing the proposed regulatory framework to update permit criteria for stronger community protections. We are asking for the public's input on this proposed framework.

[Read information sheets](#)

2025 DRAFT HAZARDOUS WASTE MANAGEMENT PLAN

A Modern Approach Toward a Circular Economy

DTSC has released the 2025 draft Hazardous Waste Management Plan. We appreciate your interest and welcome your feedback!

[Read Draft Plan](#)

EXIDE CLEANUP FEEDBACK MANAGEMENT SYSTEM

See our system designed for community members to ask questions, report issues, or leave comments related to the Exide Cleanup effort and allows DTSC to provide timely responses and track feedback.

[Go to the Feedback System](#)

Questions



Fees Support Resources

DTSC General Fee Information

<https://dtsc.ca.gov/submit-comments-and-feedback/>

Questions about your specific California Department of Tax Fee Administration(CDTFA) G&H Fee Account

CDTFA Number: 1 (800) 400-7115 or
cdtfa.ca.gov

eVQ Support Resources



Website: eVQ.dtsc.ca.gov

- Training Video
- User Guide



Email: eVQ@dtsc.ca.gov



eVQ Help Desk: 1(877) 454-4012

- Mondays-Fridays, 9 a.m. – 2 p.m.
Pacific Time